


Nellie Edge Online Seminar #1

Multisensory ABC and Phonics Immersion: Building the Reading Brain!



This Is What We've Learned So Far



- If we raise our expectations and teach with intention and passion we can dramatically increase learning




- Active multisensory teaching and learning reorganizes the brain building rich memory connections

For the big picture, let me share the full song tutorial, one of the 6 free instructional videos that make it easy for all of us to learn to fingerspell and use American Sign Language (ASL) with integrity

Once you learn to fingerspell and sign, you can adopt this skill to enhance any ABC and phonics recognition program

- It is the fastest, most delightful, and elegantly simple way we know of to teach letters and sounds (Video!)
- Yes! The video goes fast! This is what the first part of ABC phonics mastery looks like



Teach for mastery with high expectations:
Instant recall of letters and sounds
See YouTube videos from Sign2Me Early Learning



After 20 days of practice, this is the speed at which you and many or all of your students will perform their ABC Phonics 11 skills!



ABC Phonics



Full ASL Song Tutorial

Provide Visual ABC Phonics Supports that Children and Families Actually Use

The ABC Phonics book, Wall Cards and Charts, Family Reference Chart, miniature charts, and instructional videos all support the child in creating powerful memory hooks



Free Family Reference Chart



- Children love reading their ABC book which honors multiethnic classrooms
- Our emerging bilingual children need to see language, hear it, feel it, and have consistent visual and kinesthetic support—that's the beauty and simplicity of this approach.

We Like to Give Families an ABC Literacy Gift:

The Lovely *ABC Phonics: Sing, Sign, and Read!* Family Reference Chart and access to instructional videos from Sign2Me




Turn this free chart into refrigerator art! Trim chart, frame, and laminate the ABC Chart and put magnetic dots on the back.

We use magnets with foam adhesive by ProMAG. www.promagproducts.com




Ask families to use the *ABC Phonics* YouTube videos!

Learning About Letters and Sounds Needs to Be a Meaningful Experience, Connecting Personally to Children's Lives



Move your hands up and down, mimicking a monkey scratching itself.


Marcus is an expert at "M/m/monkey"



Emotional engagement is the key to all powerful learning. For information to go into long-term memory, it must be emotionally charged!

Children Will Learn:

We always fingerspell and say the letter and sound on our play dough mats—we're building our reading brain!



Play dough provides a relaxed social "hands-on" context for self-directed learning

It also provides intentional abc phonics and fingerspelling practice

































Free download from Nellie Edge TpT store





Multisensory ABC and Phonics Immersion Means Surrounding the Child with Meaningful Opportunities to Use Letters




Make a list of your favorite ABC words! Keep multiple copies of the Family Reference Chart in your We Love Lists Tote

ABC Phonics: Sing, Sign, and Read! ASL Reference Chart SIGN2ME


a  alligator	b  bear	c  cat	d  dog
e  elephant	f  fox	g  goat	h  hat
i  insect	j  jump	k  kangaroo	l  lion
m  monkey	n  nest	o  octopus	p  piano
q  queen	r  rainbow	s  sunshine	t  turtle
u  umbrella	v  volcano	w  world	x  x-ray
y  yo-yo	z  zebra	the 'h' siblings th  sh  wh  ch 	

From the book:  Includes the ABC's 


My Favorite ABC Words

c  r  t 


by Holden


dog 

rainbow



monkey



x-ray 

We love lists!

My Favorite ABC Words

c  r  t 

by Emma

rainbow 

Cat 

yo-yo 


nest 

zebra 

jump 

We love lists!

 Build Common Core writing vocabulary

 8 FREE Templates

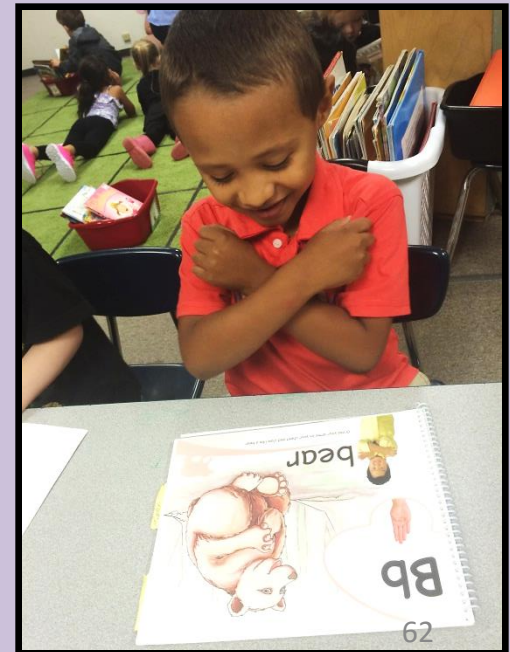
My favorite ABC word is 'rainbow' because I love colors.

 Exemplars included 55

How Does Signing and Fingerspelling Work in Preschool and Head Start?

Many Head Start teachers use this joyful approach to introducing letters and sounds because:

- It is brain-friendly learning: children love to sing!
- *It is a **developmentally appropriate way** to teach
- *There is a natural home literacy connection
- It differentiates learning while allowing all children to participate and feel successful
- ***Young children automatically mimic their teachers.** Our brains are hard-wired to mimic. (Mirror neurons in the brain do this!)
- Some of our **Title 1 schools** share this program with preschool families in the spring to practice over the summer: **Anecdotal evidence shows strong gains in letter/sound skills** for these children upon kindergarten entry




What About Early Readers and Writers? Invite Them to Be Animal Researchers!




Yes, schools have a commitment to provide appropriate challenge to all children!

This approach to ABC Phonics Immersion provides a Talented And Gifted (TAG) instructional model for all children. We believe **ALL children deserve a cognitively challenging curriculum...and they love to read and do a research project!**



Kindergarten-Friendly Handwriting Matters!



If handwriting motions are not efficient, it interferes with the whole writing process.

Our goal is for letter formation to be fluid and automatic.

What Does Handwriting Research Say?

Handwriting Instruction Helps Build the Reading Brain!

Research: Why Handwriting is Important

- “The University of Washington is building on studies that show teaching four and five year olds to write and name the letters of the alphabet improves their reading later on...Naming the letters and physically making them stroke by stroke in preschool helps children remember and notice their differences.” (Dana, November 2014, Brain in the News)
- ... **automatic letter writing** is the single best predictor of length and quality of written composition
- Brain scans indicated that **“handwriting, not keyboarding, leads to adult-like neural processing in the visual system...handwriting may have a particular role in setting children up for reading acquisition”**
- Pictures of the brain have illustrated that **sequential finger movements activate massive regions involved in thinking, language, and working memory**—the system for temporarily storing and managing information

When a student is not struggling with letter formation, he is freer to write fluently. - Regie Routman



You have references for a growing body of research

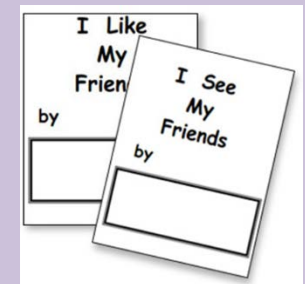
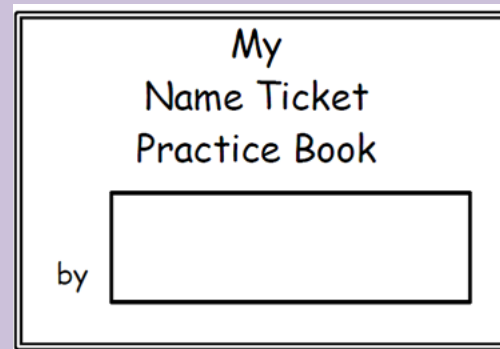




You Have The Entire Set of Kindergarten-Friendly Handwriting, Phonics, and Word Work Resources

Referenced in this seminar as a free download

Included:

- A 100-page Teacher's Guide
- 40 large group lesson pages
- 30 a-z writing template pages that can be bound into student handwriting books
- Parent as Partners name writing book
- Friends Little Books
- Editable parent letters
- Bonus slides (end of power guide) with FAQ

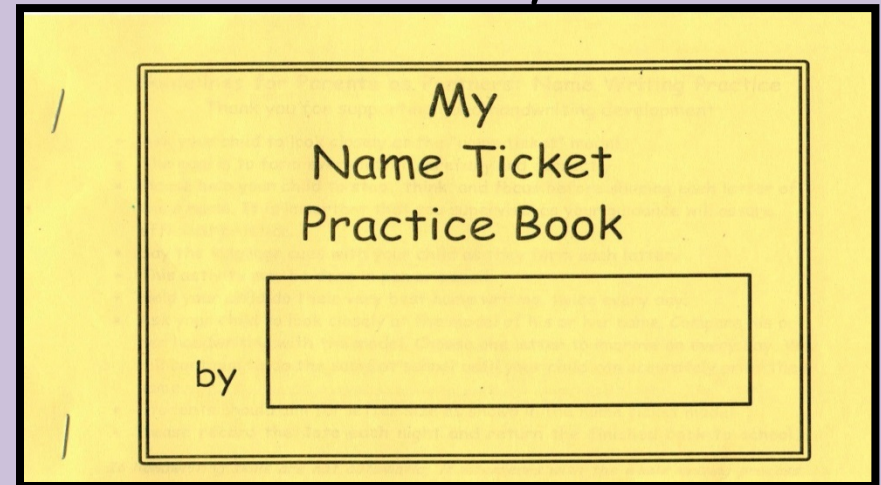


For ease of use, we recommend you bind them into a notebook with clear sleeves and dividers.

Send Parents a Copy of the Same Laminated Name Ticket Model (with Arrows) and a Practice Book

Dear Parents,


Learning to print one's first name is an important literacy skill in kindergarten. Enclosed is a name card showing how we will teach your child to form the letters. **Please have your child practice twice a day at home in this Name Ticket book and return it to your teacher.**



- Automatic handwriting control frees the child for kid writing
- Children need to see the Name Ticket model every day to plant high expectations and make strong, visual memory connections
- We are developing the reading brain!

Expect Daily Improvement on Name Tickets:

Help the child verbalize specific goals: Use lowercase letters



Lucas, what are your target letters?

Lowercase "u" and "a"


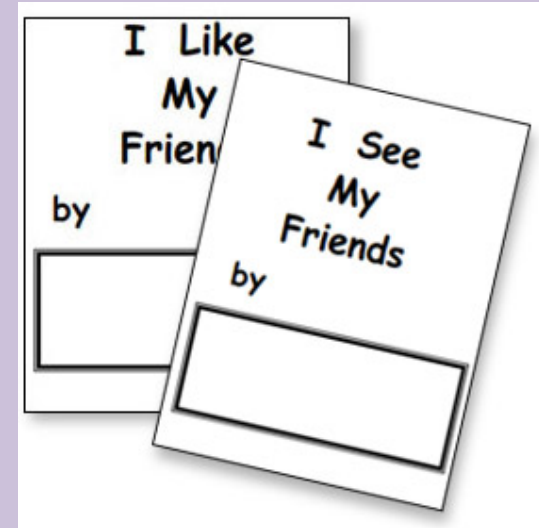
Expect daily improvement: *Oops, You forgot! It goes in recycle! Go get another Name Ticket and write it again. Let's practice. I know you can remember... Lowercase U: down, over, up, and down.*

Create a sense of urgency: *Your name is so important! It deserves your best handwriting!*

Writing One's Names and The Names of Friends Is Part of the Kindergarten Culture: It Matters!



Here students are making books of names.



Included with resources

Transfer Large Body Movement Patterns to Pen and Paper

We build intrinsic motivation for learning, making it meaningful and fun by teaching through the arts

Lift-the-pen motion

Jillian

Step. Think. Do your very best name writing.

Let's Learn to Draw A Twinkling Star!

| + * * *

Vertical |
Horizontal -
Diagonal /
Diagonal \

Learn to "lift the pen".

Handwriting practice for 'Jillian' showing star-drawing steps and examples. The page includes the name 'Jillian' in pink, a step instruction, a list of line types, a row of stars, and several larger star drawings in various colors.

Susie

Step. Think. Do your very best name writing.

Let's Learn to Draw A Twinkling Star!

| + * * *

Vertical |
Horizontal -
Diagonal /
Diagonal \

Learn to "lift the pen".

Handwriting practice for 'Susie' showing star-drawing steps and examples. The page includes the name 'Susie' in orange, a step instruction, a list of line types, a row of stars, and several larger star drawings in various colors.

Roni

Step. Think. Do your very best name writing.

Let's Learn to Draw A Twinkling Star!

| + * * *

Vertical |
Horizontal -
Diagonal /
Diagonal \

Learn to "lift the pen".

Handwriting practice for 'Roni' showing star-drawing steps and examples. The page includes the name 'Roni' in red, a step instruction, a list of line types, a row of stars, and several larger star drawings in various colors.

Continuous motion

Roni

Step. Think. Do your very best name writing.

Let's Learn to Draw a Spiral Van Gogh-Like Star!

Learn "continuous motion".

Handwriting practice for 'Roni' showing spiral-drawing steps and examples. The page includes the name 'Roni' in blue, a step instruction, and several large spiral drawings in blue.

Susie

Step. Think. Do your very best name writing.

Let's Learn to Draw a Spiral Van Gogh-Like Star!

Learn "continuous motion".

Handwriting practice for 'Susie' showing spiral-drawing steps and examples. The page includes the name 'Susie' in purple, a step instruction, and several large spiral drawings in purple.

Lucas

Step. Think. Do your very best name writing.

Let's Learn to Draw a Spiral Van Gogh-Like Star!

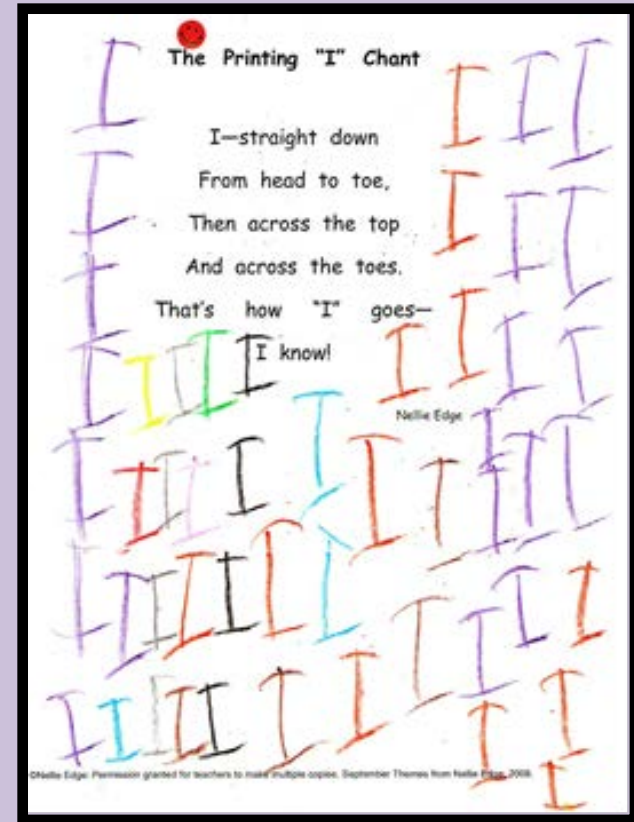

Learn "continuous motion".

Handwriting practice for 'Lucas' showing spiral-drawing steps and examples. The page includes the name 'Lucas' in light blue, a step instruction, and several large spiral drawings in light blue.



This is a delightful way to integrate art and handwriting.

As a Group Lesson, We Teach Top to Bottom, Left to Right, Printing "I", and Performing the "I" Chant *If you know the letter "I," then you know the word "I"*



We are teaching "top to bottom, left to right!"

First we develop large motor movement patterns. After children can verbalize the "I" Chant, they practice straight lines, top to bottom, left to right, on their "I Can Read" Notebook page.



We Connect Dancing, Handwriting and Drawing: Yes, You've Got To Do The "O" Dance!



Teach the Counter Clockwise
Handwriting Motion 


- Make a diagonal while standing: point at the door, ceiling, window, floor...
- o, a, d, g, c, q, s, and f all begin with the "curve up..."

1. Teach standing
2. Teach with eyes closed
3. Dance
4. Draw
5. Which "o" do you think is best?
Why? Self-assessment!




This Next Strategy Comes from Reading Recovery® Research
 Teach "d" and "b" with different beginning movement and language cues
 to prevent confusion: use crepe paper streamers

- "d" curve up and around, way up and down (dog, Dad)
- "b" down, up and around (by, book, bat, boo!)



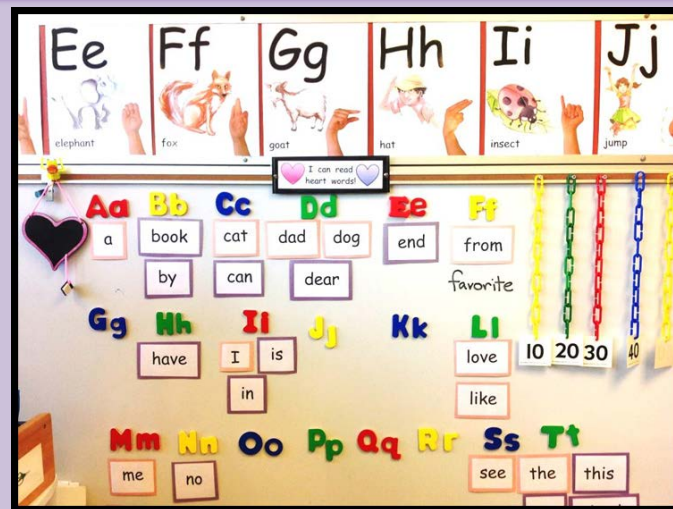
Draw a Dog template



Saying and doing
 increases retention.

Nellie Edge Online Seminar #3

Joyful Accelerated Literacy With High-Frequency Sight Words: We Call Them "Heart Words"



We Multiply Our Teaching Effectiveness With Parents As Partners in Kindergarten Literacy



As teachers of the young, we have a covenant with families that says we jointly share responsibility for educating your child.
-Ernest Boyer



Early in September, the first set of pink "heart words," (on a ring) goes home in a little box for family practice.


Finally, We Get to Write "Secret Messages" to Take Home: An Authentic Reason to Showcase our Writing Skills with the Most Powerful Message of All: I love you!





Kindergarten friends, to whom do you say "I love you?" Talk to your writing partner. Who says "I love you to you?"

- We are going to make secret messages ... Where will you hide yours?
- How many messages will you write? (Finn wrote 10, so Lucas wrote 20!)
- Messages can be put in a business envelope to take home and hide.
- This is the essence of teaching heart words: making writing meaningful!

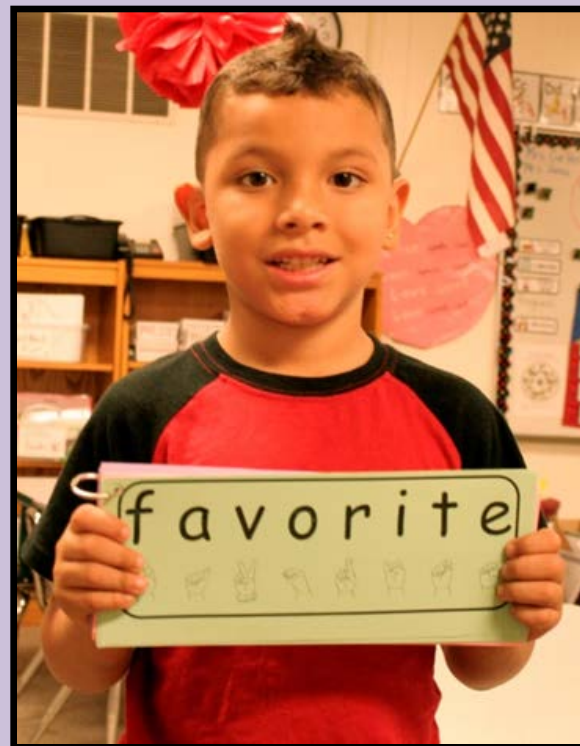
Kindergarten Authors and Illustrators Decorate Their End Pages



Children produce unique and creative work: You may not find this in the average teacher's guide!

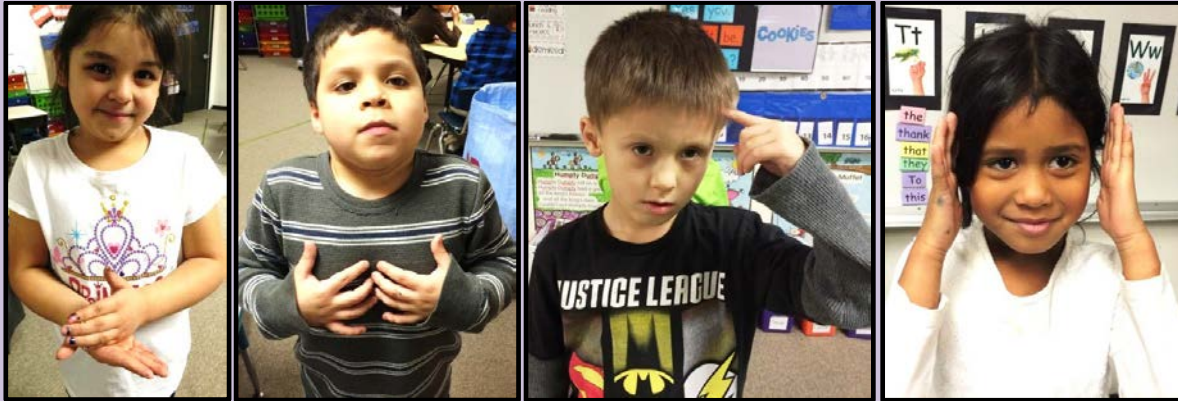


Other Teachers Make Class Books or Online Slide Shows Featuring the Children Holding the "Heart Word"/ Fingerspelling Cards



We Can Teach Children to Stop, Breathe, Think, and Focus Before We Introduce a New Word

Introduce 2 - 4 new words every week. Sing and fingerspell and let the children watch as you put the word on the word wall. Review other words.



Stop

Breathe


Think

and

Focus



- Sing the ♪ M-y My / B-y By song (SSS&R #16)
- *The word "my" will always look this way*
- *Fingerspell, sing, write, and read the word*
- *Take a snapshot with your mind's eye*
- *How will you remember that word forever?*
(We want children to think about their thinking: the beginning of metacognition)



Teachers Also Get Very Creative Developing Movable or Permanent Word Walls



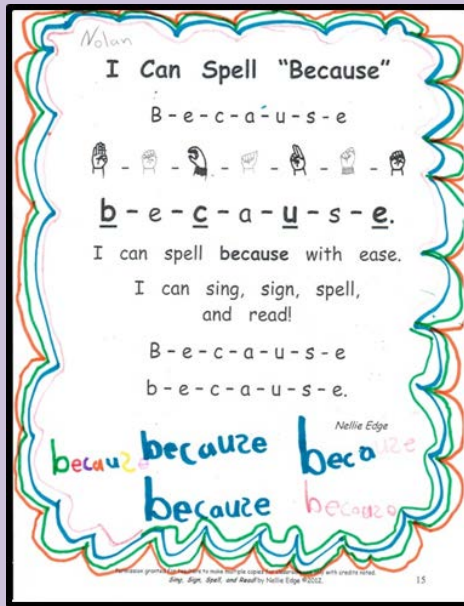


Here is an innovative auto drip pan word wall. It hangs from a PVC frame with zip ties through holes drilled into corners



To save space for this traditional word wall, we cut apart the vertical ABC Phonics Chart. (See resources)

You Will Remember the Word "because" Forever



- Begin developing left brain visual reading skills.
- Turn the page over and write the word from memory.
- Yes! You can always fancy up your page.
- Teach children to think about their learning: What helps you remember new words?
- Strong visual learners acquire sight words most easily.

We Make Learning Playful and Memorable: Let's take the "hard" out of remembering how to spell "ing"



Sing ♪ *There's an "ing" in King* ♪
Ask children to fingerspell and verbalize "ing"




Make "King of ing" Crowns
With flourish while they tape the crown,
teachers can create a playful crowning ceremony
dramatically announcing
I crown you the King of "ing!"

Expert, Systematic, Instruction Builds the Reading Brain

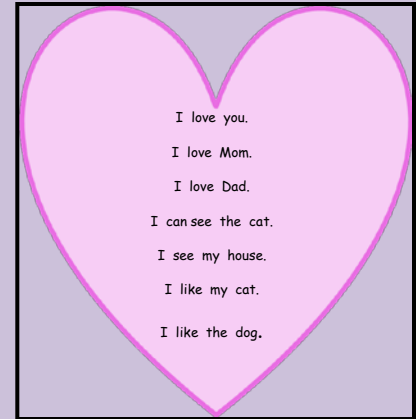
What support do you need to Teach Heart Words?



- "Heart word" wall charts.
- Small color-coded practice sets of "heart words" for school and home.
- Pink and purple "heart word" sentences



- *Sing, Sign, Spell, and Read!* CD, anthologies, and fingerspelling templates.
- Class set of **white/erase boards** for fluency drills and "quick writes".



All templates and reproducible pages and songs are included in your resources.

